



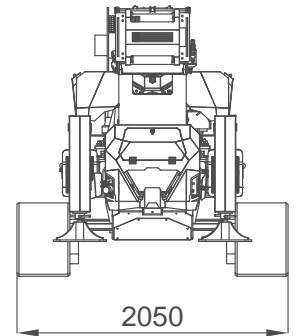
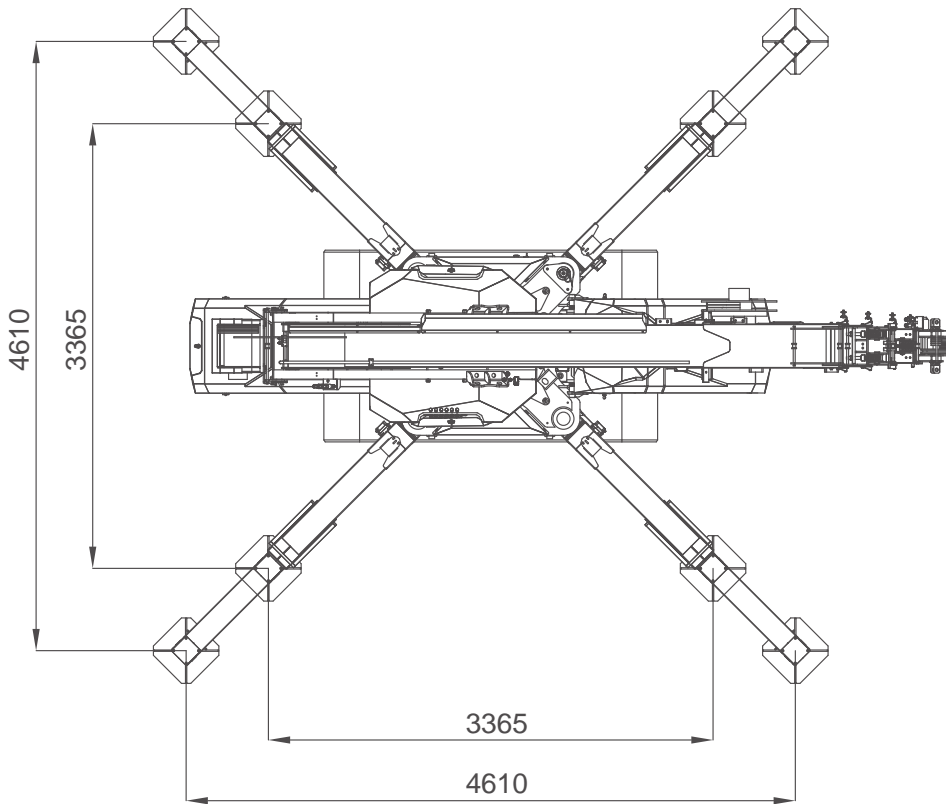
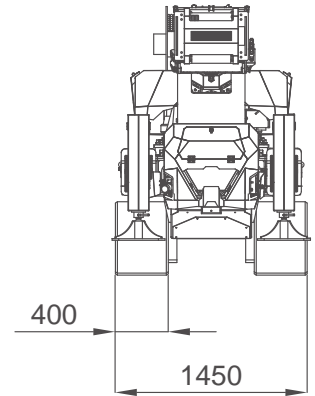
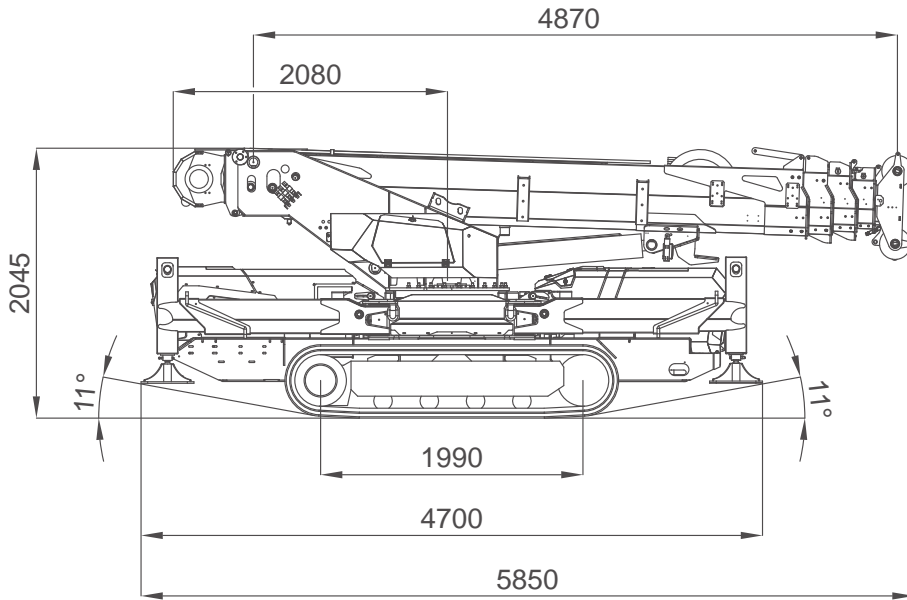
Technical Data

Specification & Capacities









SPX1280












SPX1280

OVERALL DIMENSIONS SPX1280CDH



OVERALL INFORMATION

		Name/ version	kg*
WEIGHTS	 Crane	2B	6900
	 Counterweight	ALL	1500
	 Hookblock	SINGLE FALL	42
		MULTIPLE FALL	110
	 Power Pack	3-PHASE POWERPACK	140
	 Jib	3502GX	70
		1502.1FL	265
		1502.3HL	675
	 Grabber	303GR	245
	 Hydraulic Activation	HA-SPX1280	40
 Winter kit	WUK-04	3	

ENGINE	 Engine	KUBOTA V1505-E4B	
	kW Power	18,5kW 25HP	
	 Fuel	DIESEL	
	 Tank	L	24
HYDRAULIC	 Hydraulic Oil	ISO 6743-4:HFDU with VG46 viscosity class	
		Working temp	<70°C
		L	105
MOVEMENTS	 Travel Speed	km/h	1,3 / 2,8
	 Gradeability	20° (36%) [†]	
	 Track Load	kg/cm ²	0,72
	 Outrigger Load	kg	6800 [‡]
	 Working Angle	0°/80°	
		s	35
	 Slewing	360°	
		rpm	1
 Boom Telescoping	m	4,9 - 17,7	
	s	40	

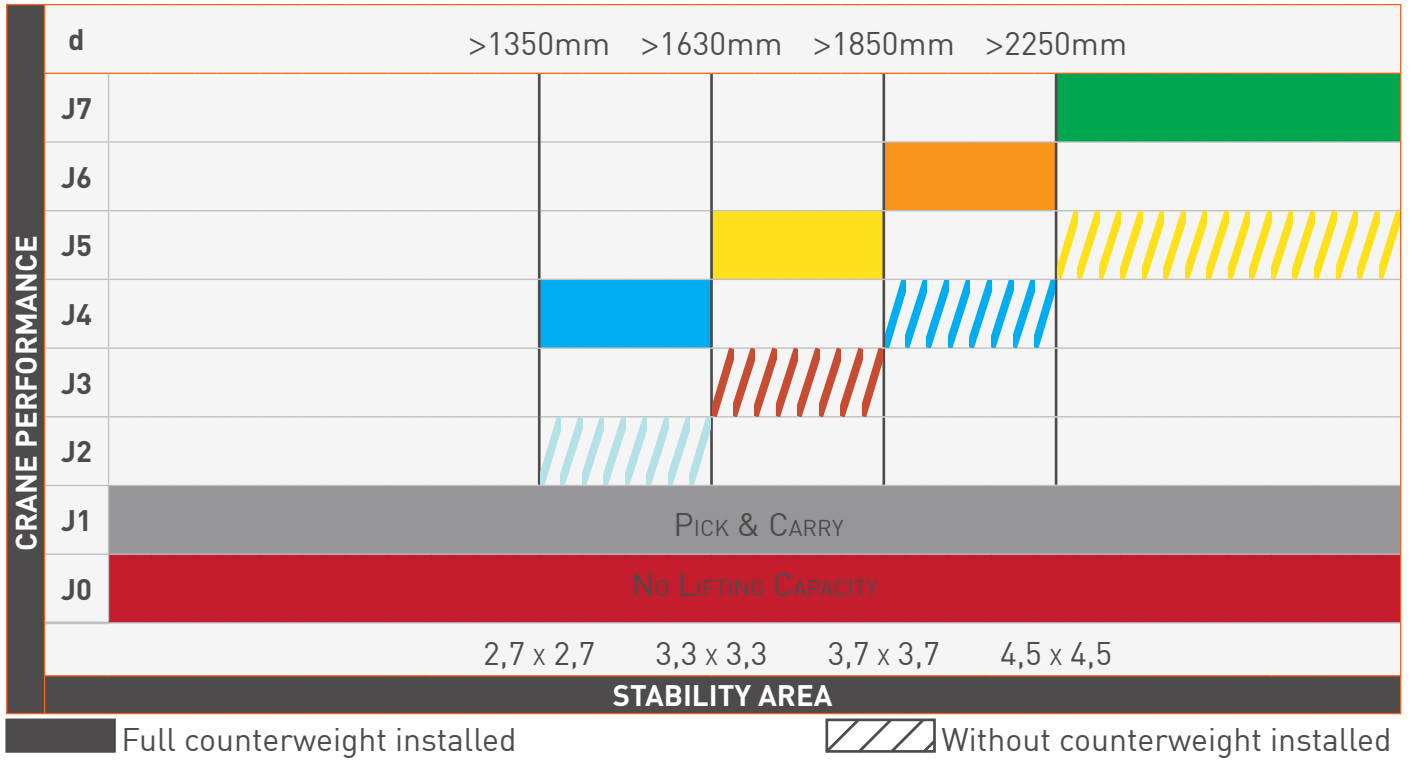
*: Dry weight
 †: Engine working limit
 ‡: Static lifting

HOIST PERFORMANCE

WINCH	Layer	Max line pull	Standard rope speed	Highest rope speed
		kg	m/min	m/min
	1	2072*	46,4	83,5
	2	1893*	50,7	91,4
	3	1743*	55,1	99,3
	4	1615*	59,5	107,2
	5	1504*	63,8	115,1
ROPE	Wire rope	∅	Total lenght	Max load
		mm	m	kg
	19x7 right lang lay Non rotating	10	125	9480
HOOK BLOCK	Load	N° of		Block type
	kg	Sheaves	Lines	
	8000	3	6	Multiple fall block
	7500	2	5	
	6000	2	4	
	4500	1	3	
	3000	1	2	
	1500	-	1	Single fall block

*: LMI limited at 1500 kg

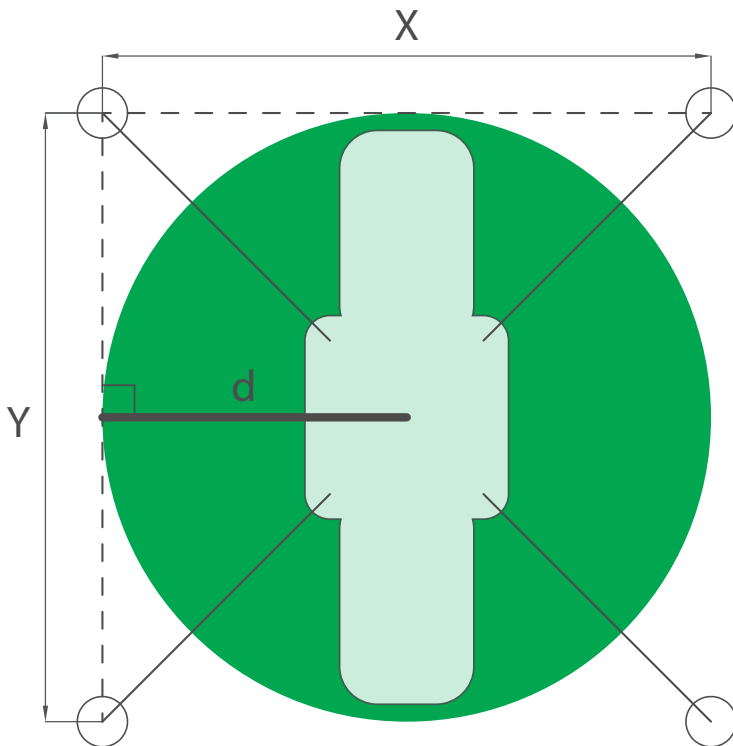
CRANE PERFORMANCE

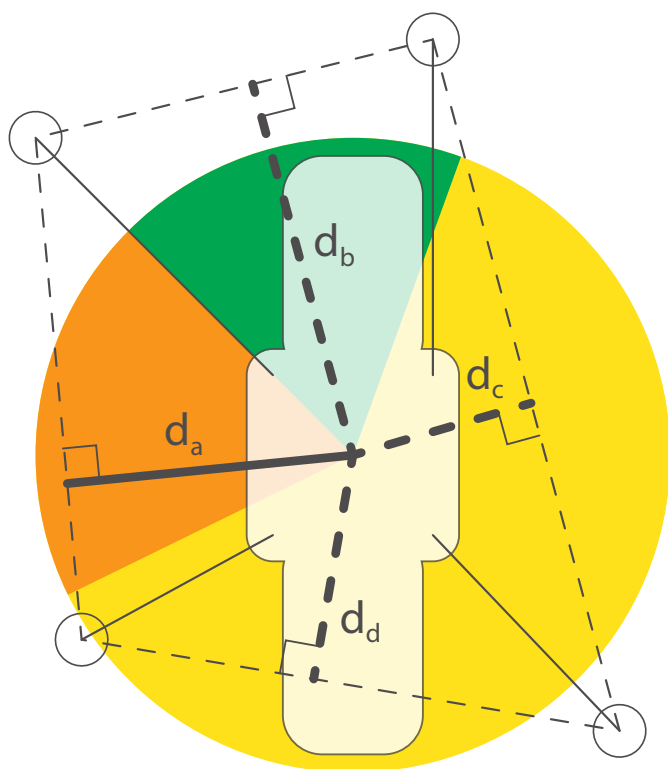


STABILITY EXAMPLES

Example 1:
Square stability area.

$X = 4,6 \text{ m}$
 $Y = 4,6 \text{ m}$
 $d = 2,3 \text{ m}$





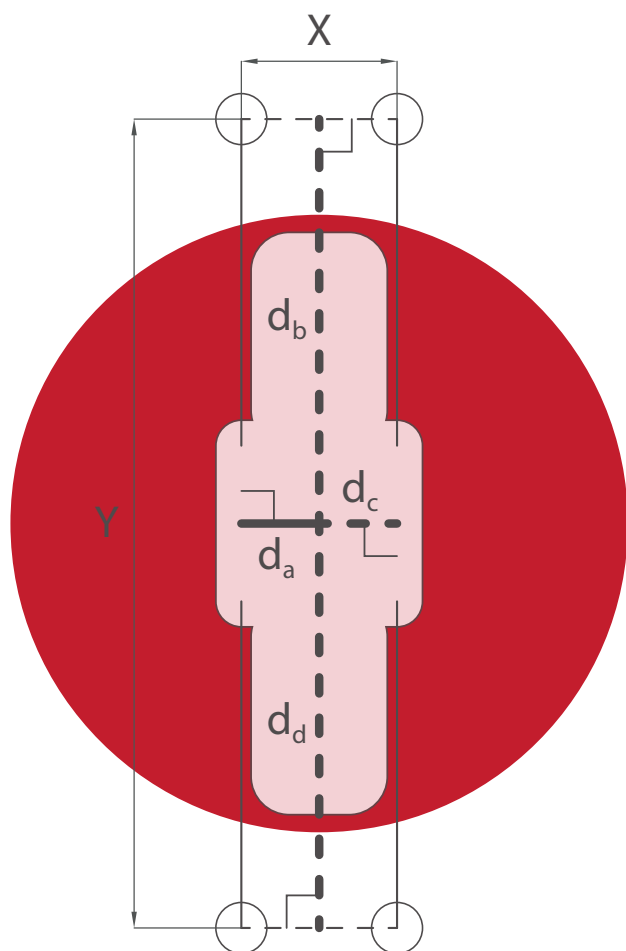
Example 2:
Asymmetric stability area.

- $d_a = 1,9 \text{ m}$
- $d_b = 2,3 \text{ m}$
- $d_c = 1,3 \text{ m}$
- $d_d = 1,3 \text{ m}$

Example 3:
Close outriggers stability area.

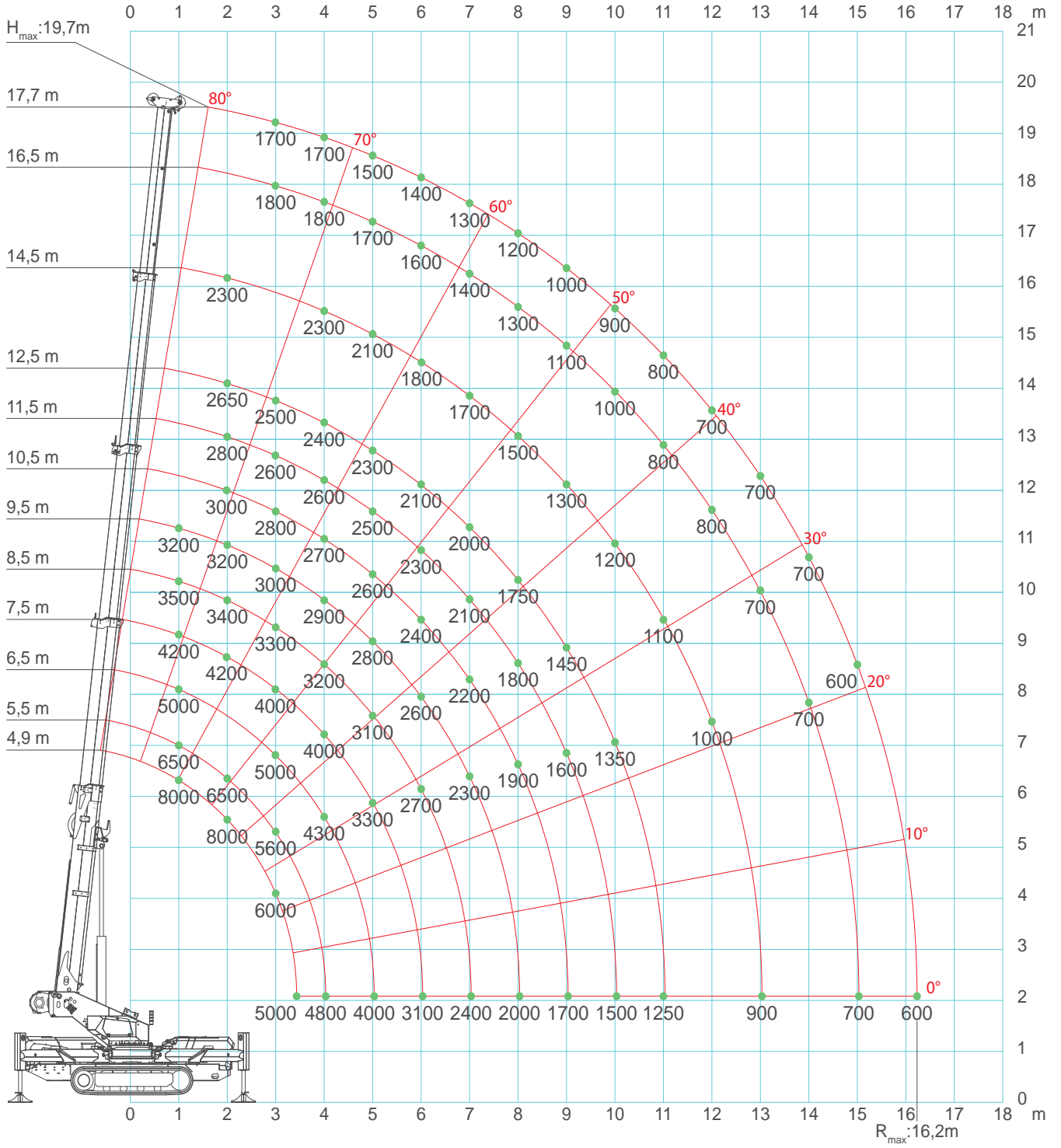
- $X = 0,6 \text{ m}$
- $Y = 5,0 \text{ m}$
- $d_a = 0,3 \text{ m}$
- $d_b = 2,5 \text{ m}$
- $d_c = 0,3 \text{ m}$
- $d_d = 2,5 \text{ m}$

d_b and d_d should be J7 geometrically but is limited to J0 anyway because too narrow.

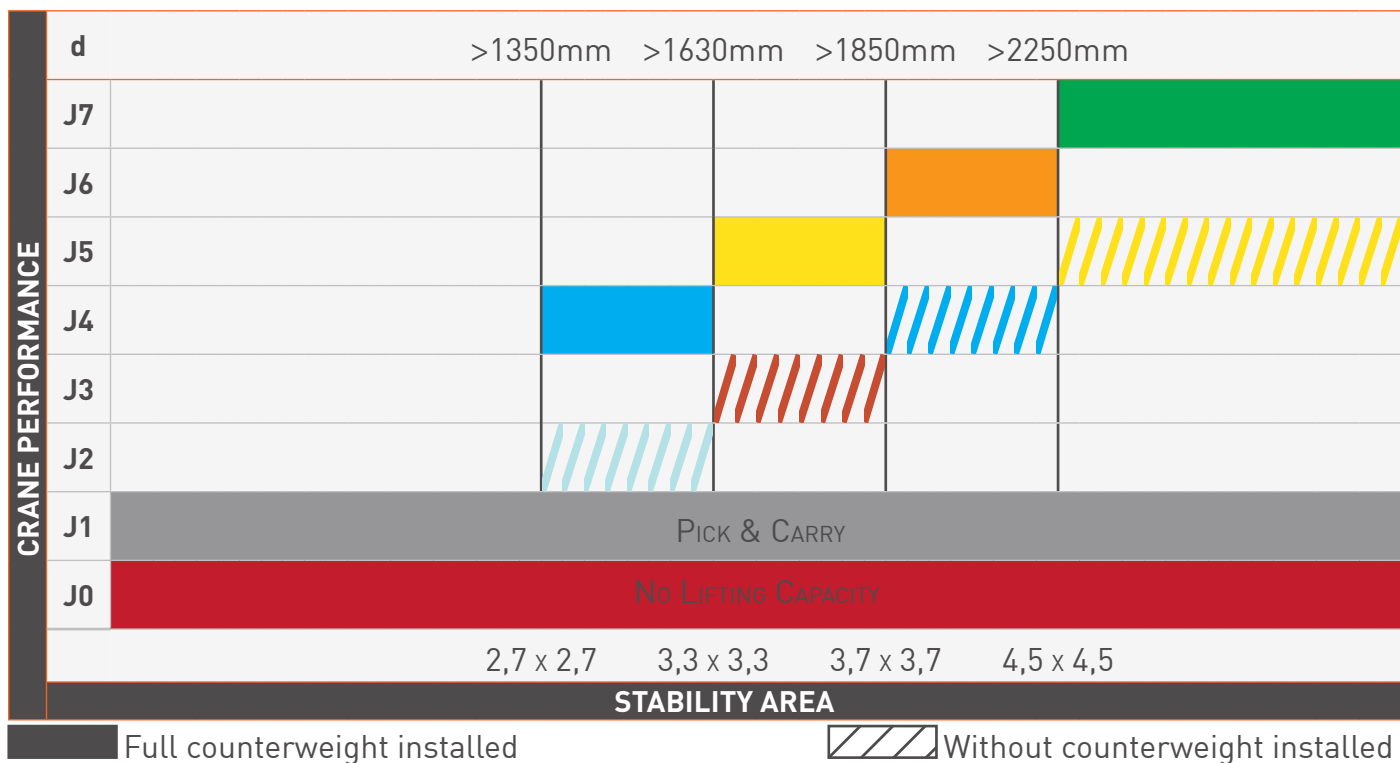


SPX1280

SPX1280 - MAIN BOOM




SPX1280 - MAIN BOOM




CRANE PERFORMANCE: J7												
L →	4,9	5,5	6,5	7,5	8,5	9,5	10,5	11,5	12,5	14,5	16,5	17,7
1	8,00	6,50	5,00	4,20	3,50	3,20						
2	8,00	6,50	5,00	4,20	3,40	3,20	3,00	2,80	2,65	2,30		
3	6,00	5,60	5,00	4,00	3,30	3,00	2,80	2,60	2,50	2,30	1,80	1,70
4		4,80	4,30	4,00	3,20	2,90	2,70	2,60	2,40	2,30	1,80	1,70
5			4,00	3,30	3,10	2,80	2,60	2,50	2,30	2,10	1,70	1,50
6				3,10	2,70	2,60	2,40	2,30	2,10	1,80	1,60	1,40
7					2,40	2,30	2,20	2,10	2,00	1,70	1,40	1,30
8						2,00	1,90	1,80	1,75	1,50	1,30	1,20
9							1,70	1,60	1,45	1,30	1,10	1,00
10								1,50	1,35	1,20	1,00	0,90
11									1,25	1,10	0,80	0,80
13										0,90	0,70	0,70
15											0,70	0,60
16,2												0,60
↑R	[ton]											

SPX1280 - MAIN BOOM

 CRANE PERFORMANCE: J6												
L →	4,9	5,5	6,5	7,5	8,5	9,5	10,5	11,5	12,5	14,5	16,5	17,7
1	8,00	6,50	5,00	4,20	3,50	3,20						
2	8,00	6,50	5,00	4,20	3,40	3,20	3,00	2,80	2,65	2,30		
3	6,00	5,60	5,00	4,00	3,30	3,00	2,80	2,50	2,30	2,20	1,70	1,55
4		4,45	4,10	3,85	3,00	2,75	2,60	2,45	2,20	2,10	1,60	1,45
5			3,62	3,20	3,00	2,70	2,50	2,40	2,20	2,00	1,60	1,40
6				2,52	2,48	2,42	2,30	2,20	2,00	1,70	1,52	1,31
7					1,90	1,87	1,85	1,80	1,68	1,58	1,34	1,20
8						1,52	1,50	1,45	1,43	1,37	1,24	1,10
9							1,20	1,16	1,13	1,13	1,00	0,96
10								1,02	1,00	0,89	0,85	0,80
11									0,90	0,88	0,73	0,70
13										0,64	0,62	0,60
15											0,50	0,50
16,2												0,40
↑R	[ton]											

LC1280_V203_0320_BP_FUNE_J6

 CRANE PERFORMANCE: J5												
L →	4,9	5,5	6,5	7,5	8,5	9,5	10,5	11,5	12,5	14,5	16,5	17,7
1	8,00	6,50	5,00	4,20	3,50	3,20						
2	8,00	6,50	5,00	4,20	3,40	3,20	3,00	2,80	2,65	2,30		
3	6,00	5,60	5,00	4,00	3,30	3,00	2,80	2,50	2,30	2,20	1,70	1,55
4		4,45	4,10	3,85	3,00	2,75	2,60	2,45	2,20	2,10	1,60	1,45
5			2,90	2,90	2,80	2,70	2,50	2,40	2,20	2,00	1,60	1,40
6				2,00	2,00	2,00	2,00	2,00	2,00	1,70	1,52	1,31
7					1,50	1,50	1,45	1,45	1,40	1,40	1,34	1,20
8						1,22	1,22	1,20	1,20	1,15	1,15	1,10
9							1,02	1,02	1,02	1,02	1,00	0,96
10								0,83	0,83	0,83	0,83	0,80
11									0,70	0,70	0,70	0,70
13										0,51	0,51	0,51
15											0,37	0,37
16,2												0,30
↑R	[ton]											

LC1280_V203_0320_BP_FUNE_J5

SPX1280 - MAIN BOOM


CRANE PERFORMANCE: J4												
L →	4,9	5,5	6,5	7,5	8,5	9,5	10,5	11,5	12,5	14,5	16,5	17,7
1	8,00	6,50	5,00	4,20	3,50	3,20						
2	8,00	6,50	5,00	3,78	3,30	2,80	2,60	2,30	2,00	1,80		
3	5,28	5,00	4,60	4,00	3,15	2,80	2,50	2,30	2,00	1,80	1,45	1,20
4		3,10	2,86	2,76	2,40	2,32	2,00	1,80	1,65	1,45	1,30	1,05
5			1,94	1,90	1,84	1,78	1,70	1,60	1,50	1,30	1,10	0,90
6				1,28	1,23	1,21	1,21	1,21	1,10	1,00	0,90	0,74
7					0,92	0,90	0,90	0,90	0,88	0,84	0,80	0,70
8						0,75	0,74	0,74	0,72	0,70	0,70	0,68
9							0,55	0,52	0,50	0,48	0,45	0,45
10								0,42	0,40	0,38	0,36	0,34
11									0,35	0,32	0,30	0,28
13										0,18	0,15	0,15
↑R	[ton]											

LC1280_V203_0320_BP_FUNE_J4


CRANE PERFORMANCE: J3												
L →	4,9	5,5	6,5	7,5	8,5	9,5	10,5	11,5	12,5	14,5	16,5	17,7
1	8,00	6,50	5,00	4,20	3,50	3,20						
2	7,00	5,50	4,20	3,50	3,00	2,60	2,20	2,00	1,60	1,45		
3	5,20	4,80	4,00	3,30	3,00	2,10	1,85	1,80	1,50	1,40	1,30	1,00
4		2,80	2,50	2,40	2,10	1,90	1,80	1,70	1,45	1,35	1,10	0,80
5			1,73	1,73	1,73	1,70	1,65	1,45	1,28	1,20	0,90	0,65
6				1,14	1,14	1,14	1,14	1,14	1,10	1,00	0,75	0,50
7					0,84	0,84	0,84	0,84	0,84	0,80	0,70	0,45
8						0,64	0,62	0,62	0,62	0,60	0,60	0,42
9							0,50	0,48	0,48	0,46	0,45	0,38
10								0,35	0,35	0,35	0,35	0,30
11									0,25	0,25	0,25	0,25
↑R	[ton]											

LC1280_V203_0320_BP_FUNE_J3

SPX1280 - MAIN BOOM

 CRANE PERFORMANCE: J2												
L →	4,9	5,5	6,5	7,5	8,5	9,5	10,5	11,5	12,5	14,5	16,5	17,7
1	8,00	4,20	3,50	3,20	3,00	2,50						
2	5,00	4,00	3,00	2,80	2,40	2,20	2,00	1,60	1,10	1,00		
3	3,00	2,80	2,60	2,00	1,80	1,60	1,30	1,20	1,00	0,90	0,85	0,80
4		1,50	1,45	1,30	1,20	1,15	1,10	1,00	0,90	0,85	0,80	0,70
5			1,00	0,95	0,90	0,90	0,86	0,84	0,80	0,75	0,60	0,50
6				0,35	0,32	0,32	0,30	0,30	0,30	0,28	0,27	0,25
7					0,20	0,18	0,18	0,16	0,16	0,15	0,15	0,14
8						0,15	0,14	0,13	0,13	0,12	0,12	0,10
↑R	[ton]											

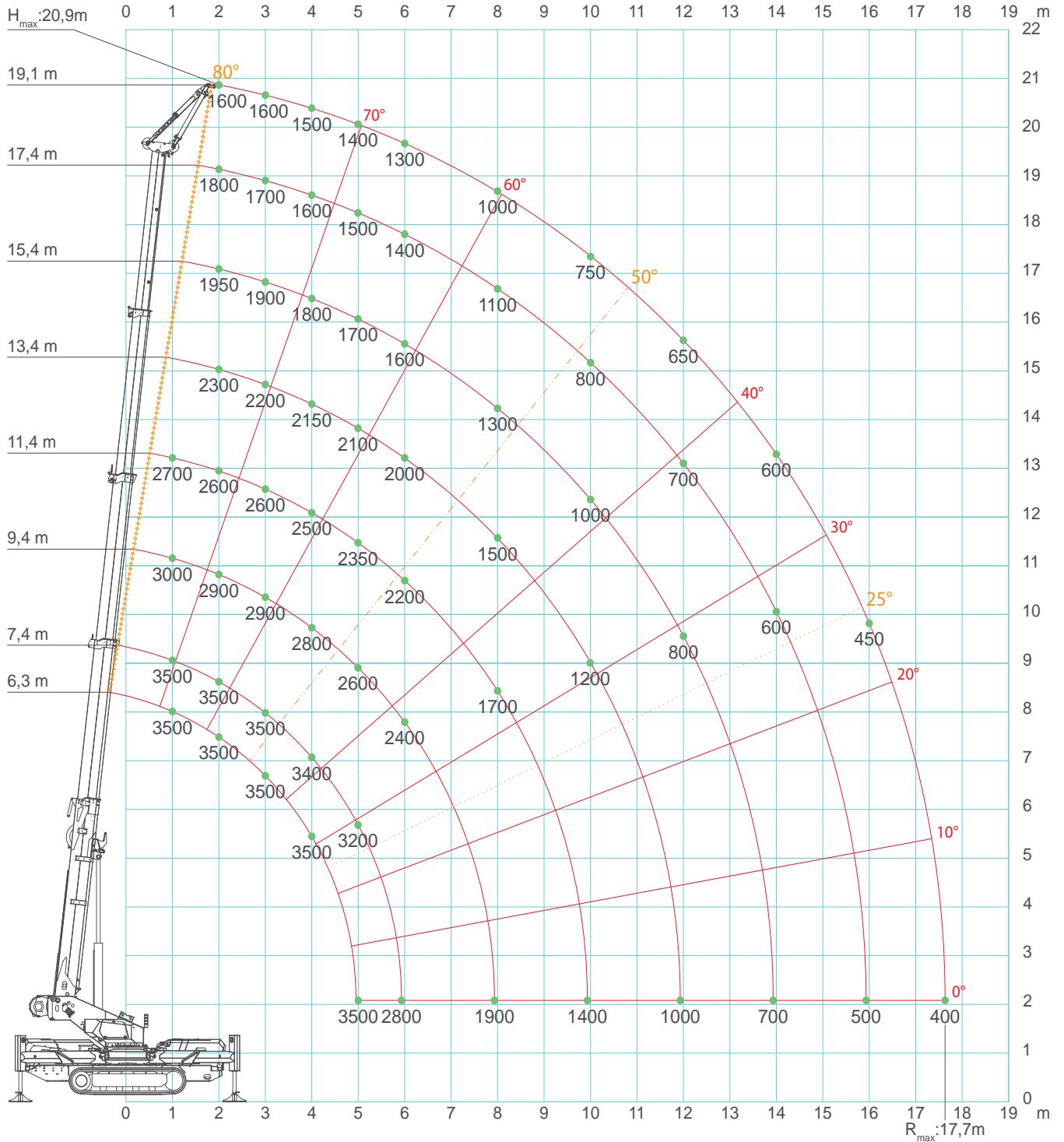
LC1280_V203_0320_BP_FUNE_J2

 CRANE PERFORMANCE: J1					
L →	4,9	5,5	6,5	7,5	8,5
2	2,00	2,00	2,00	1,00	0,50
3	1,50	1,50	1,30	0,75	0,45
4		0,90	0,65	0,55	0,35
5			0,50	0,35	0,20
6				0,30	0,20
7,1					0,15
↑R	[ton]				

LC1280_V203_0320_BP_FUNE_J1

SPX1280

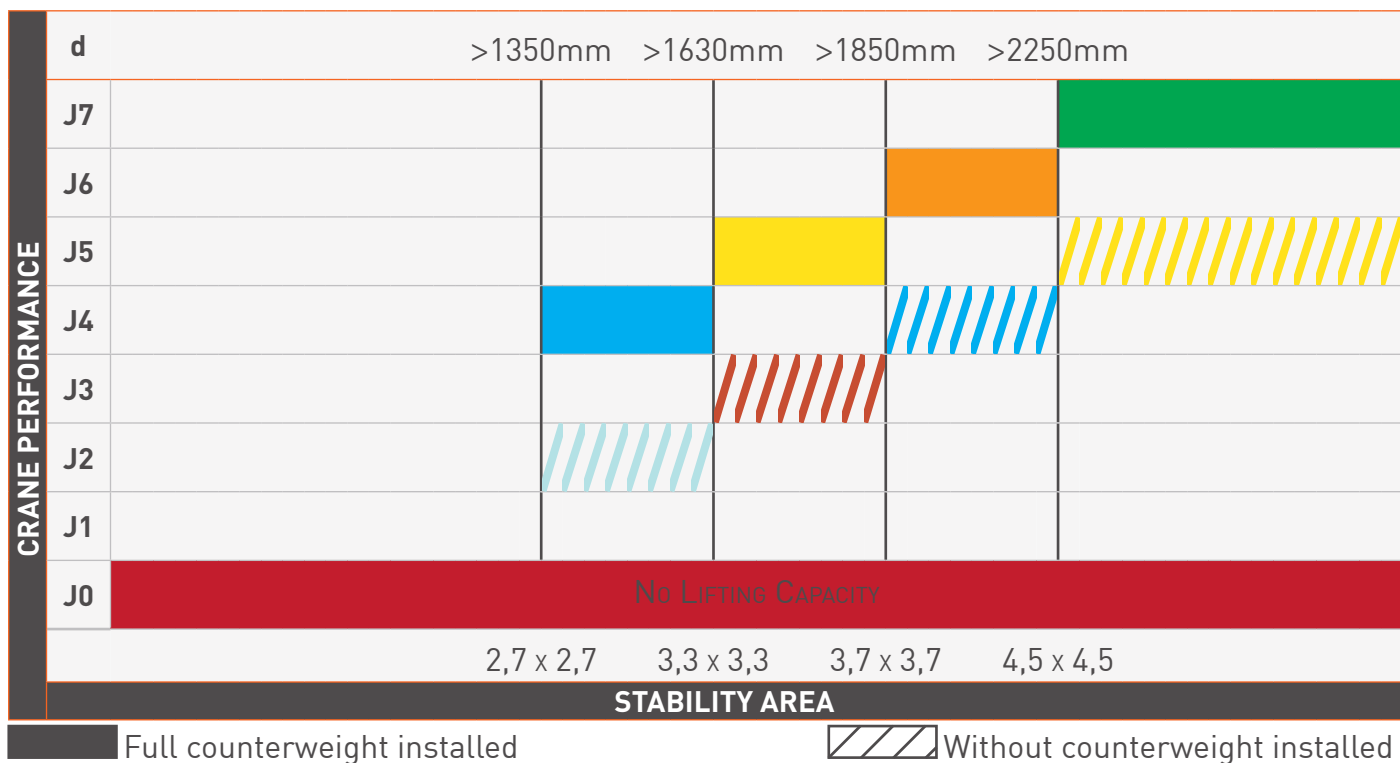
SPX1280 - JIB3502GX



Limits:

- 25°: max angle with jib in -33° hook configuration.
- 50°: max angle with jib in -7° hook configuration.
- ✦✦✦✦ 80°: max angle with jib in 22° hook configuration.

SPX1280 - JIB3502GX



CRANE PERFORMANCE: J7								
L →	4,9	6,0	8,0	10,0	12,0	14,0	16,0	17,7
L+L _J →	6,3	7,4	9,4	11,4	13,4	15,4	17,4	19,1
1	3,50	3,50	3,00	2,70				
2	3,50	3,50	2,90	2,60	2,30	1,95	1,80	1,60
3	3,50	3,50	2,90	2,60	2,20	1,90	1,70	1,60
4	3,50	3,40	2,80	2,50	2,15	1,80	1,60	1,50
5	3,50	3,20	2,60	2,35	2,10	1,70	1,50	1,40
6		2,80	2,40	2,20	2,00	1,60	1,40	1,30
8			1,90	1,70	1,50	1,30	1,10	1,00
10				1,40	1,20	1,00	0,80	0,75
12					1,00	0,80	0,70	0,65
14						0,70	0,60	0,60
16							0,50	0,45
17,7								0,40
↑R	[ton]							

LC1280_V100_0719_RUNNER3500_J7

SPX1280 - JIB3502GX


		CRANE PERFORMANCE: J6							
L →	4,9	6,0	8,0	10,0	12,0	14,0	16,0	17,7	
L+L _J →	6,3	7,4	9,4	11,4	13,4	15,4	17,4	19,1	
1	3,50	3,20	3,00	2,80					
2	3,20	3,20	2,90	2,60	2,30	1,20	1,10	1,00	
3	1,80	1,60	1,50	1,40	1,20	1,10	0,95	0,90	
4	1,70	1,60	1,40	1,25	1,00	0,90	0,85	0,80	
5	1,60	1,60	1,30	1,20	0,95	0,85	0,80	0,75	
6		1,50	1,20	1,10	0,90	0,80	0,75	0,70	
8			1,00	0,80	0,75	0,60	0,55	0,50	
10				0,60	0,58	0,50	0,44	0,38	
12					0,55	0,45	0,40	0,35	
14						0,33	0,32	0,30	
16							0,25	0,22	
17,7								0,20	
↑R	[ton]								

LC1280_V100_0719_RUNNER3500_J6


		CRANE PERFORMANCE: J5							
L →	4,9	6,0	8,0	10,0	12,0	14,0	16,0	17,7	
L+L _J →	6,3	7,4	9,4	11,4	13,4	15,4	17,4	19,1	
1	3,50	3,50	3,00	2,70					
2	3,50	3,50	2,90	2,60	2,10	1,60	1,30	1,20	
3	3,50	3,50	2,90	2,40	2,00	1,55	1,25	1,10	
4	3,40	3,00	2,40	2,00	1,90	1,40	1,20	1,00	
5	2,50	2,00	1,90	1,85	1,80	1,30	1,10	0,90	
6		1,80	1,60	1,40	1,30	1,20	1,00	0,80	
8			1,10	1,00	1,00	0,85	0,80	0,75	
10				0,70	0,70	0,68	0,65	0,60	
12					0,50	0,50	0,50	0,50	
14						0,35	0,35	0,35	
16							0,25	0,25	
17,7								0,18	
↑R	[ton]								

LC1280_V100_0719_RUNNER3500_J5

SPX1280 - JIB3502GX


		CRANE PERFORMANCE: J4							
L →	4,9	6,0	8,0	10,0	12,0	14,0	16,0	17,7	
L+L _J →	6,3	7,4	9,4	11,4	13,4	15,4	17,4	19,1	
1	3,50	3,20	2,50	2,10					
2	3,20	3,20	2,10	2,00	1,60	1,30	1,00	0,80	
3	1,80	1,60	1,50	1,40	1,20	1,10	0,85	0,70	
4	1,70	1,60	1,40	1,25	1,00	0,90	0,70	0,60	
5	1,60	1,60	1,30	1,20	0,95	0,85	0,60	0,50	
6		1,00	0,90	0,80	0,70	0,50	0,40	0,35	
8			0,65	0,60	0,55	0,40	0,35	0,25	
10				0,35	0,32	0,30	0,24	0,20	
12					0,25	0,20	0,20	0,15	
14						0,12	0,12	0,12	
↑R	[ton]								

LC1280_V100_0719_RUNNER3500_J4

		CRANE PERFORMANCE: J3							
L →	4,9	6,0	8,0	10,0	12,0	14,0	16,0	17,7	
L+L _J →	6,3	7,4	9,4	11,4	13,4	15,4	17,4	19,1	
1	3,50	3,00	2,00	1,60					
2	2,00	1,40	1,30	1,20	1,00	0,80	0,70	0,50	
3	1,20	1,10	0,90	0,80	0,80	0,70	0,60	0,45	
4	1,00	1,00	0,80	0,70	0,70	0,60	0,50	0,40	
5	0,80	0,80	0,70	0,60	0,60	0,50	0,40	0,30	
6		0,50	0,50	0,40	0,40	0,40	0,30	0,20	
8			0,35	0,30	0,30	0,25	0,20	0,15	
10				0,15	0,15	0,12	0,10	0,10	
↑R	[ton]								

LC1280_V100_0719_RUNNER3500_J3

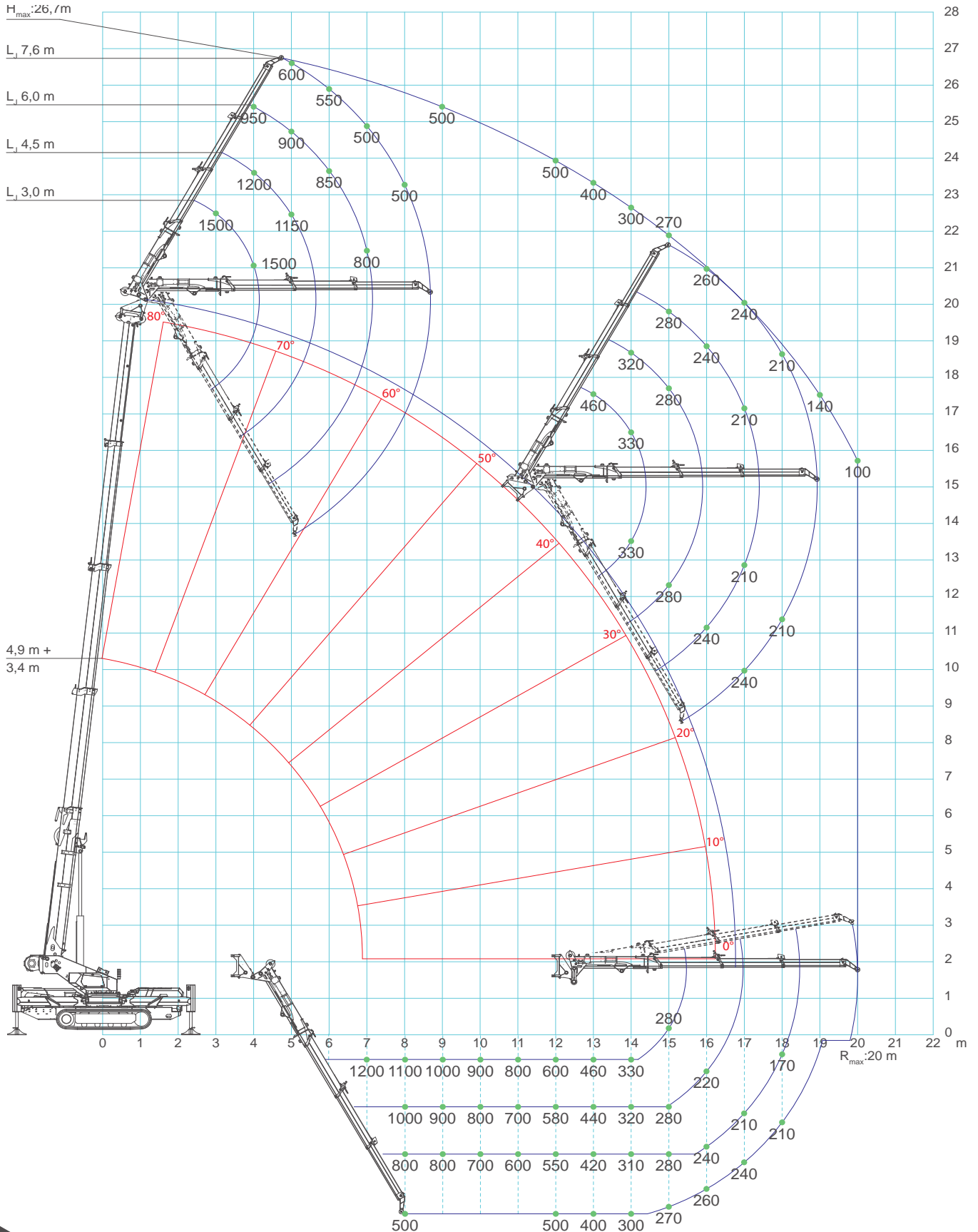
SPX1280 - JIB3502GX

		CRANE PERFORMANCE: J2							
L →	4,9	6,0	8,0	10,0	12,0	14,0	16,0	17,7	
L+L _J →	6,3	7,4	9,4	11,4	13,4	15,4	17,4	19,1	
1	2,00	1,60	1,00	0,80					
2	1,00	1,00	0,80	0,70	0,50	0,50	0,40	0,35	
3	0,80	0,60	0,50	0,50	0,40	0,35	0,30	0,20	
4	0,60	0,40	0,40	0,40	0,30	0,30	0,20	0,15	
5	0,40	0,40	0,30	0,30	0,25	0,20	0,15	0,10	
6		0,30	0,24	0,20	0,20	0,15	0,10	0,10	
8			0,20	0,20	0,20	0,15	0,10	0,10	
↑R	[ton]								

LC1280_V100_0719_RUNNER3500_J2

SPX1280

SPX1280 - JIB1502.3HX




SPX1280 - JIB1502.3HX

		d				
		>1350mm	>1630mm	>1850mm	>2250mm	
CRANE PERFORMANCE	J7					
	J6					
	J5					
	J4					
	J3					
	J2					
	J1					
	J0	No LIFTING CAPACITY				
			2,7 x 2,7	3,3 x 3,3	3,7 x 3,7	4,5 x 4,5
	STABILITY AREA					

Full counterweight installed

Without counterweight installed

SPX1280 - JIB1502.3HX

 CRANE PERFORMANCE: J7								
L _j →	3,0	4,5	6,0	7,6				
2	1,50							
3	1,50	1,20	0,95	0,65				
4	1,50	1,20	0,95	0,65				
5	1,40	1,15	0,90	0,60				
6	1,30	1,10	0,85	0,55				
7	1,20	1,05	0,80	0,50				
8	1,10	1,00	0,80	0,50				
9	1,00	0,90	0,80	0,50				
10	0,90	0,80	0,70	0,50				
11	0,80	0,70	0,60	0,50				
12	0,60	0,58	0,55	0,50				
13	0,46	0,44	0,42	0,40				
14	0,33	0,32	0,31	0,30				
15	0,28	0,28	0,28	0,27				
16	0,20	0,22	0,24	0,26				
17	0,12	0,18	0,21	0,24				
18		0,11	0,17	0,21				
19			0,11	0,14				
20				0,10				
↑R	[ton]							

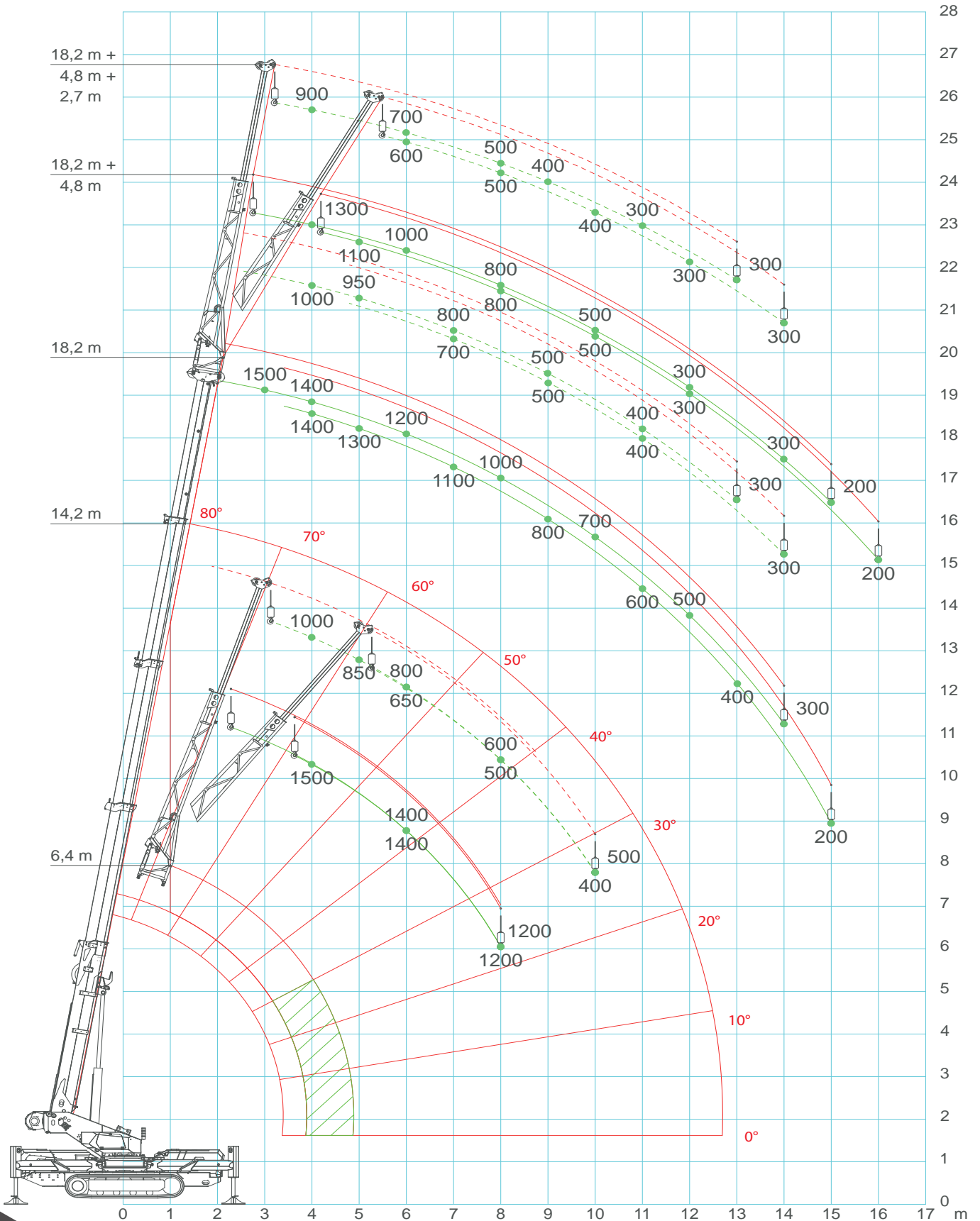
LC1280_V100_0719_JIB1500_GANCIO_J7

SPX1280 - JIB1502.3HX

CRANE PERFORMANCE: J6									
$L_j \rightarrow$	3,0	4,5	6,0	7,6					
2	1,50								
3	1,50	1,00	0,80	0,50					
4	1,40	1,00	0,80	0,50					
5	1,30	1,00	0,80	0,50					
6	1,00	1,00	0,80	0,50					
7	0,80	0,70	0,60	0,50					
8	0,60	0,55	0,50	0,45					
9	0,40	0,40	0,40	0,40					
10	0,30	0,36	0,36	0,32					
11	0,24	0,28	0,28	0,27					
12	0,20	0,22	0,24	0,26					
13	0,12	0,18	0,21	0,24					
14		0,11	0,17	0,20					
15			0,11	0,10					
$\uparrow R$	[ton]	LC1280_V100_0719_JIB1500_GANCIO_J6							

CRANE PERFORMANCE: J5									
$L_j \rightarrow$	3,0	4,5	6,0	7,6					
2	1,50								
3	1,50	1,00	0,80	0,50					
4	1,40	1,00	0,80	0,50					
5	1,30	1,00	0,80	0,50					
6	1,00	1,00	0,80	0,50					
7	0,80	0,70	0,60	0,50					
8	0,60	0,55	0,50	0,45					
9	0,40	0,40	0,40	0,40					
10	0,25	0,25	0,25	0,25					
11	0,12	0,12	0,12	0,12					
$\uparrow R$	[ton]	LC1280_V100_0719_JIB1500_GANCIO_J5							

SPX1280 - JIB1502.1FL




SPX1280 - JIB1502.1FL


		d				
		>1350mm	>1630mm	>1850mm	>2250mm	
CRANE PERFORMANCE	J7					
	J6					
	J5					
	J4					
	J3					
	J2					
	J1					
	J0	No LIFTING CAPACITY				
			2,7 x 2,7	3,3 x 3,3	3,7 x 3,7	4,5 x 4,5
	STABILITY AREA					

Full counterweight installed

Without counterweight installed

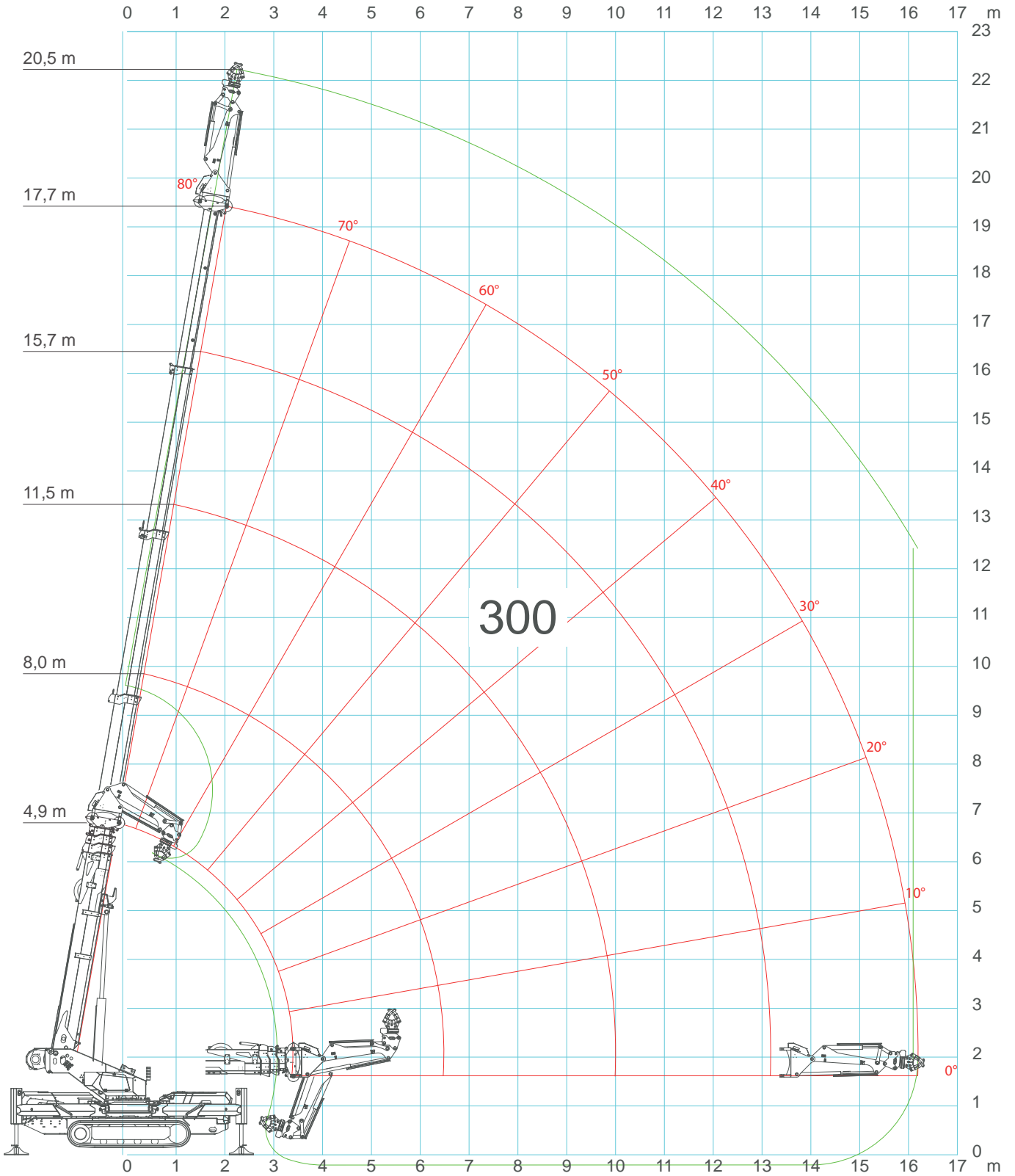
SPX1280 - JIB1502.1FL

		CRANE PERFORMANCE: J7					
L →	6,4		14,2		18,2		
L+L _J →	11,2		19,0		23,0		
α →	0°	25°	0°	25°	0°	25°	
3,0	1,50		1,50				
4,0	1,50	1,50	1,40	1,40	1,30		
5,0	1,50	1,50	1,30	1,30	1,10	1,10	
6,0	1,40	1,40	1,20	1,20	1,00	1,00	
7,0	1,30	1,30	1,10	1,10	0,90	0,90	
8,0	1,20	1,20	1,00	1,00	0,80	0,80	
9,0			0,80	0,80	0,60	0,60	
10,0			0,70	0,70	0,50	0,50	
11,0			0,60	0,60	0,40	0,40	
12,0			0,50	0,50	0,30	0,30	
13,0			0,40	0,40	0,30	0,30	
14,0			0,30	0,30	0,30	0,30	
15,0				0,20	0,20	0,20	
16,0						0,20	
↑R	[ton]		LC1280_V100_0719_JIB1500_1FL_J7				

 + STINGER		CRANE PERFORMANCE: J7					
L →	6,4		14,2		18,2		
L+L _J →	13,8		21,6		25,6		
α →	0°	25°	0°	25°	0°	25°	
4,0	1,00		1,00				
5,0	0,85		0,95		0,80		
6,0	0,80	0,65	0,90	0,80	0,70	0,60	
7,0	0,65	0,55	0,80	0,70	0,60	0,60	
8,0	0,60	0,50	0,60	0,60	0,50	0,50	
9,0	0,55	0,45	0,50	0,50	0,40	0,40	
10,0	0,50	0,40	0,50	0,50	0,40	0,40	
11,0			0,40	0,40	0,30	0,30	
12,0			0,30	0,30	0,30	0,30	
13,0			0,30	0,30	0,30	0,30	
14,0				0,30		0,30	
↑R	[ton]		LC1280_V100_0719_JIB1500_1FL_J7				

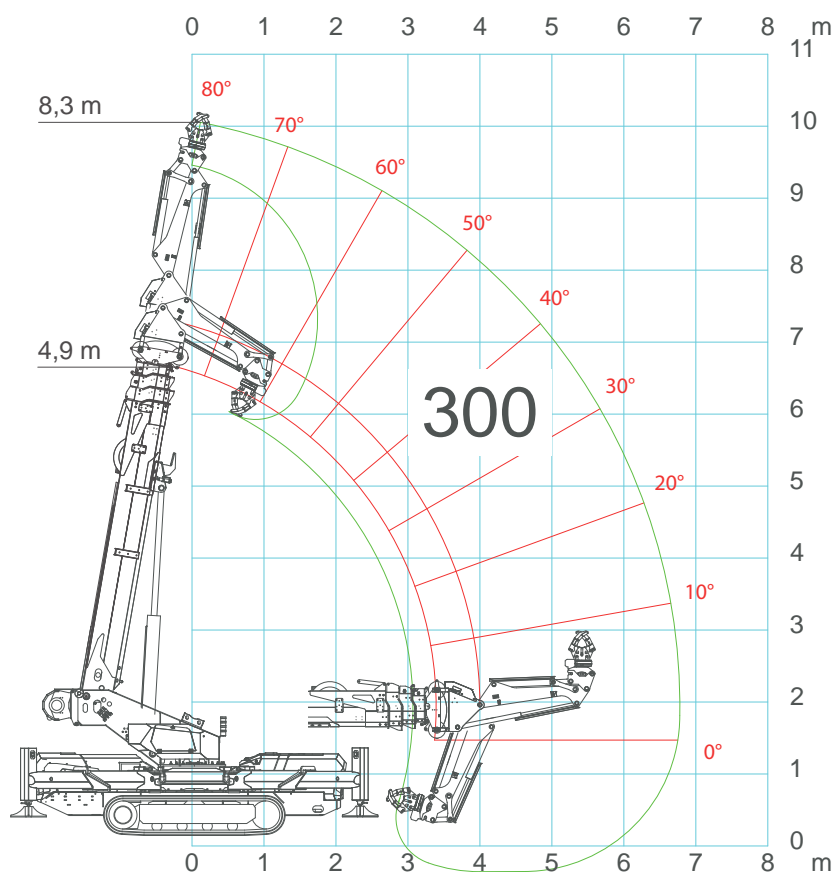
SPX1280

SPX1280 - JIB303GR



SPX1280 - JIB303GR

PICK & CARRY

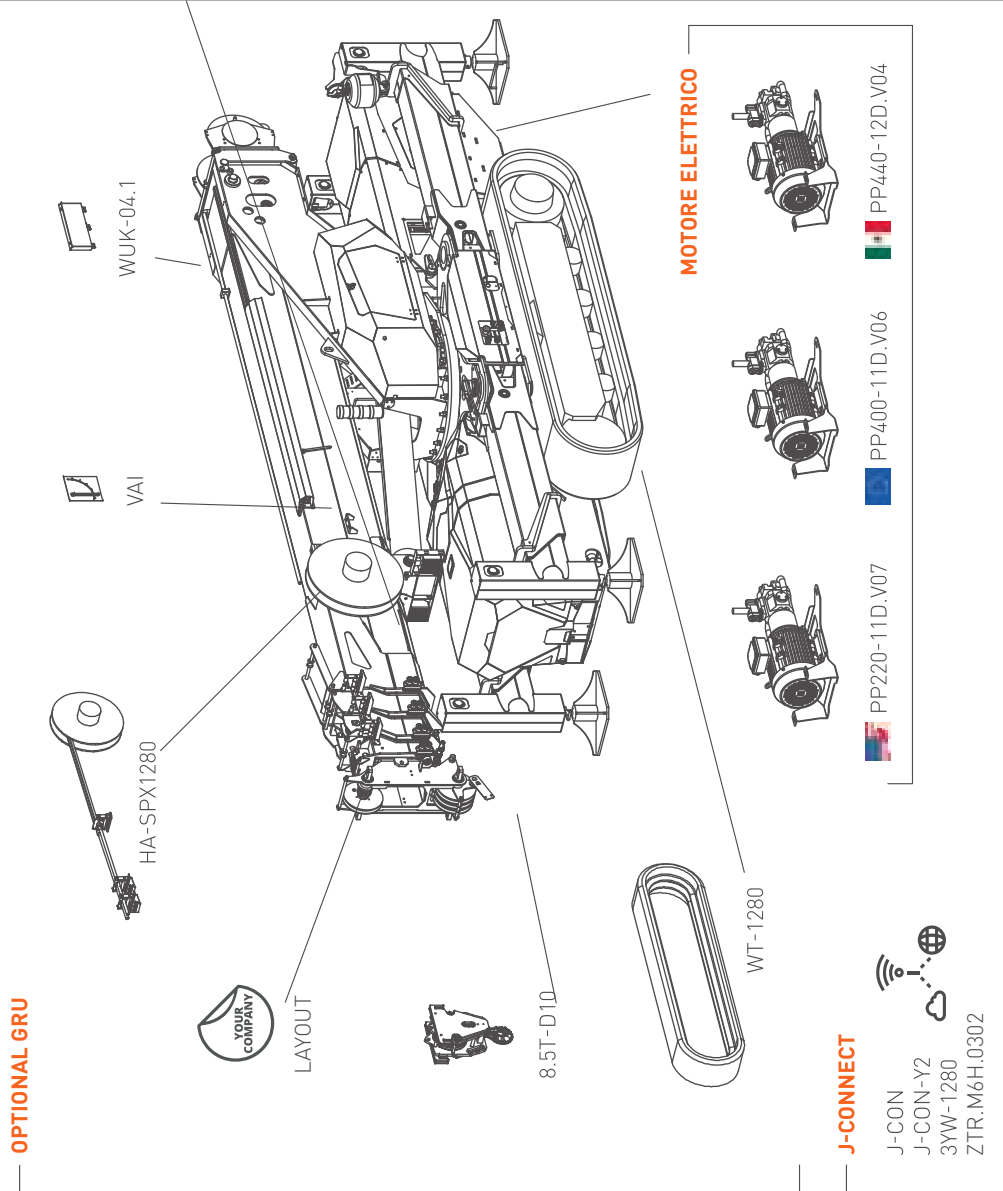
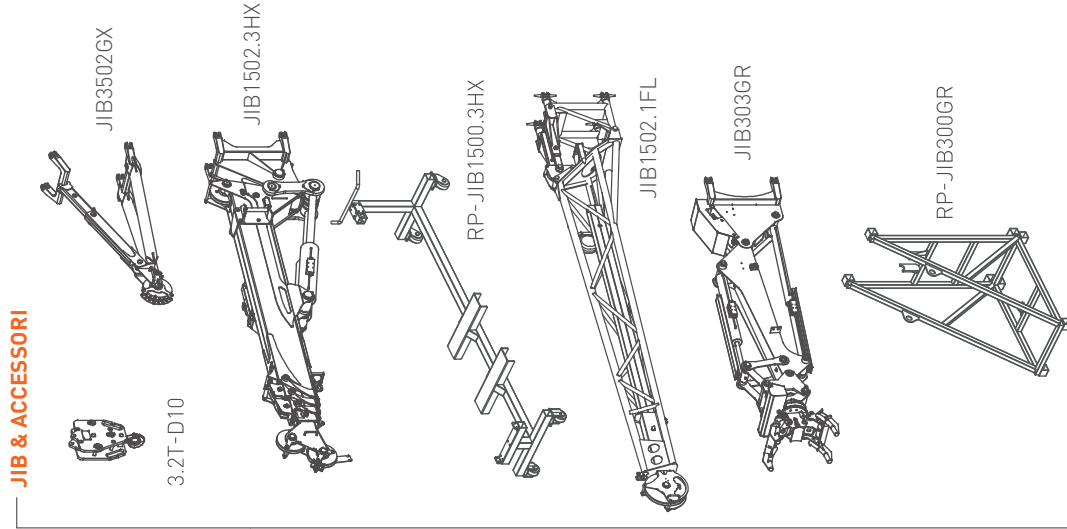


		d >1350mm	d >1630mm	d >1850mm	d >2250mm	
CRANE PERFORMANCE	J7					
	J6					
	J5					
	J4					
	J3					
	J2					
	J1	PICK & CARRY				
	J0	No LIFTING CAPACITY				
			2,7 x 2,7	3,3 x 3,3	3,7 x 3,7	4,5 x 4,5
	STABILITY AREA					

Full counterweight installed

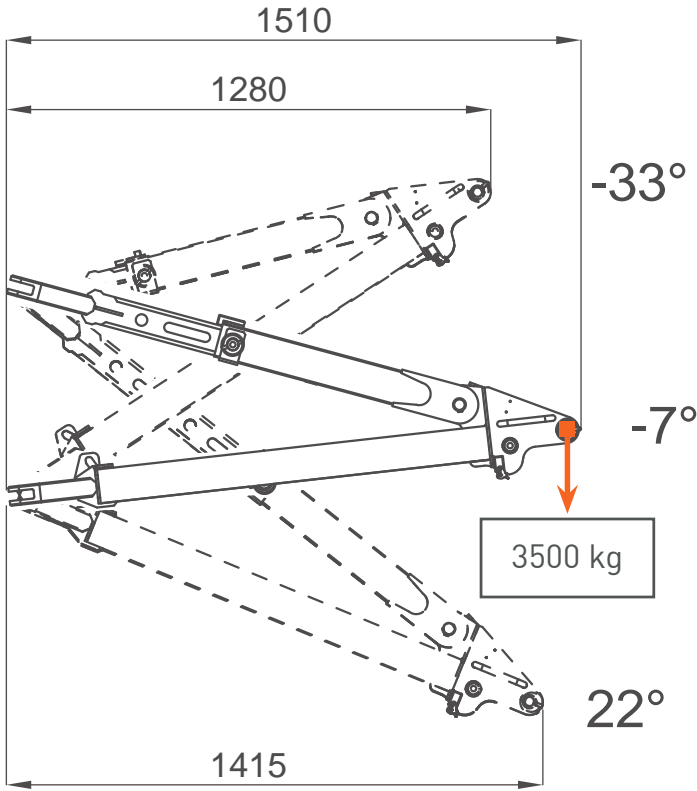
Without counterweight installed

ACCESSORIES SPX1280CDH

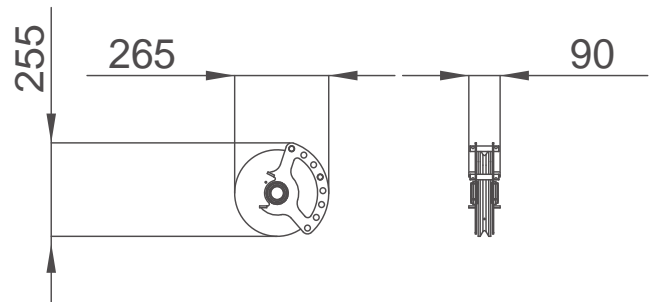


ACCESSORIES FEATURES
JIB3502GX

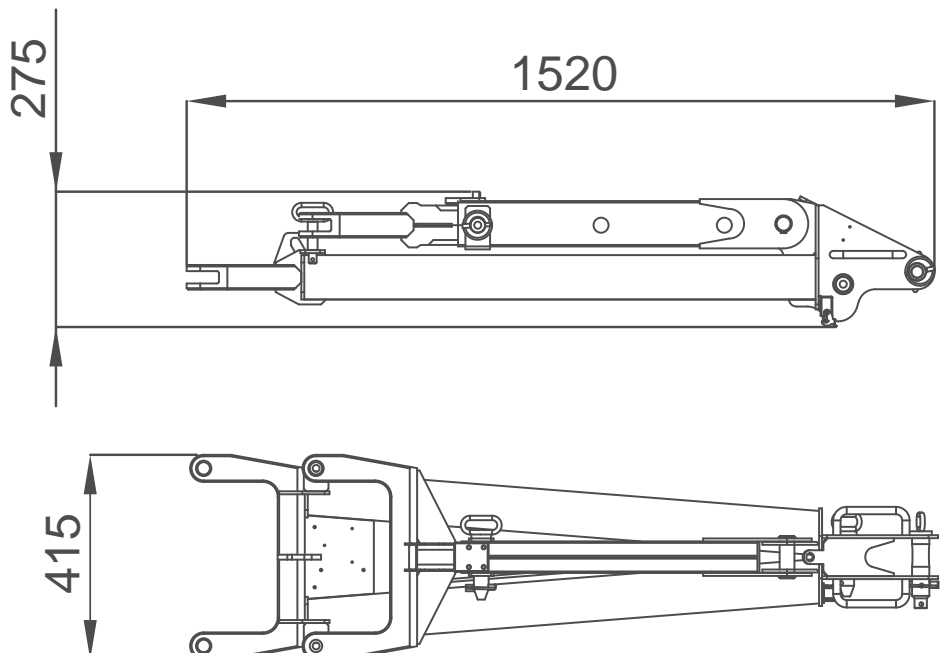
Jib position



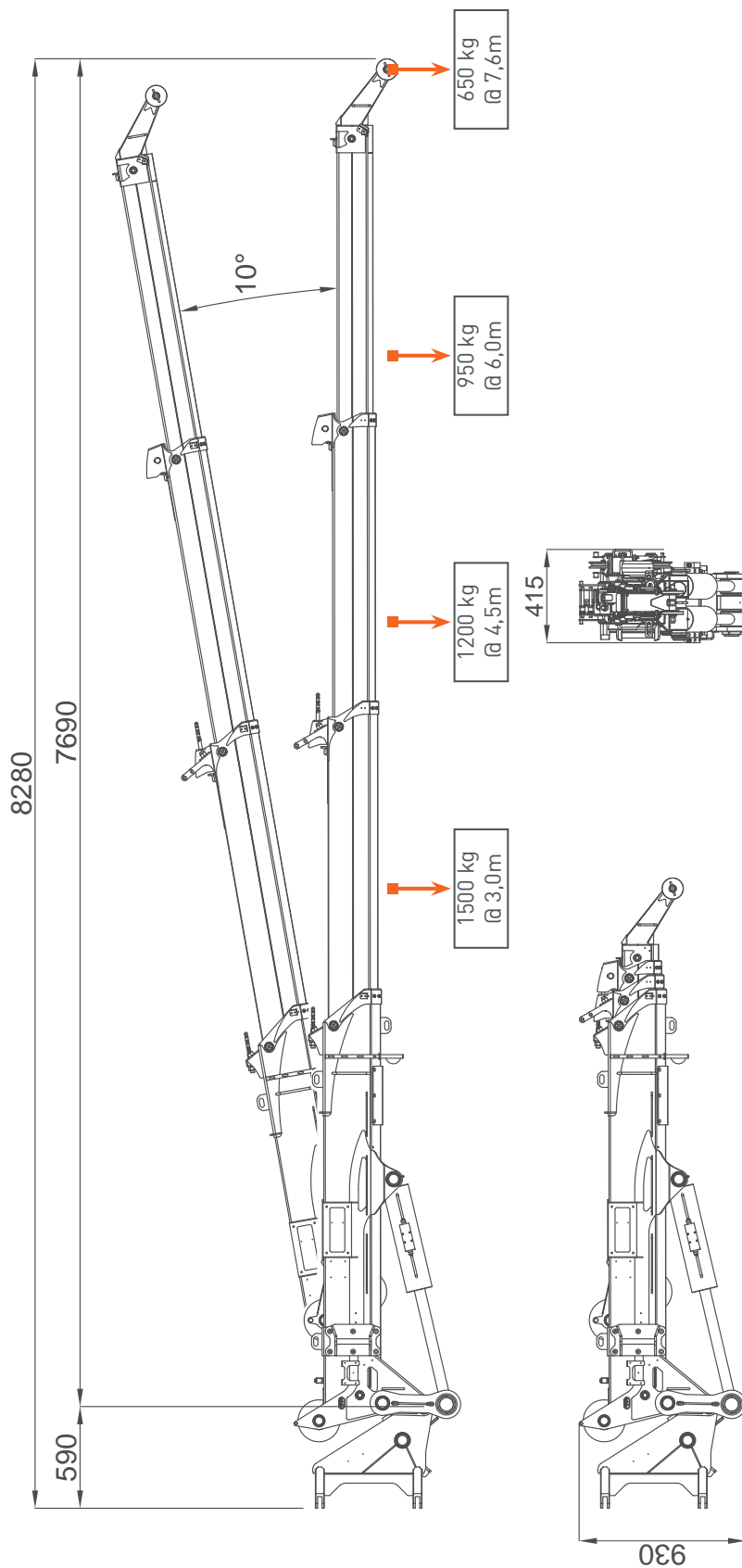
Pulley head dimensions



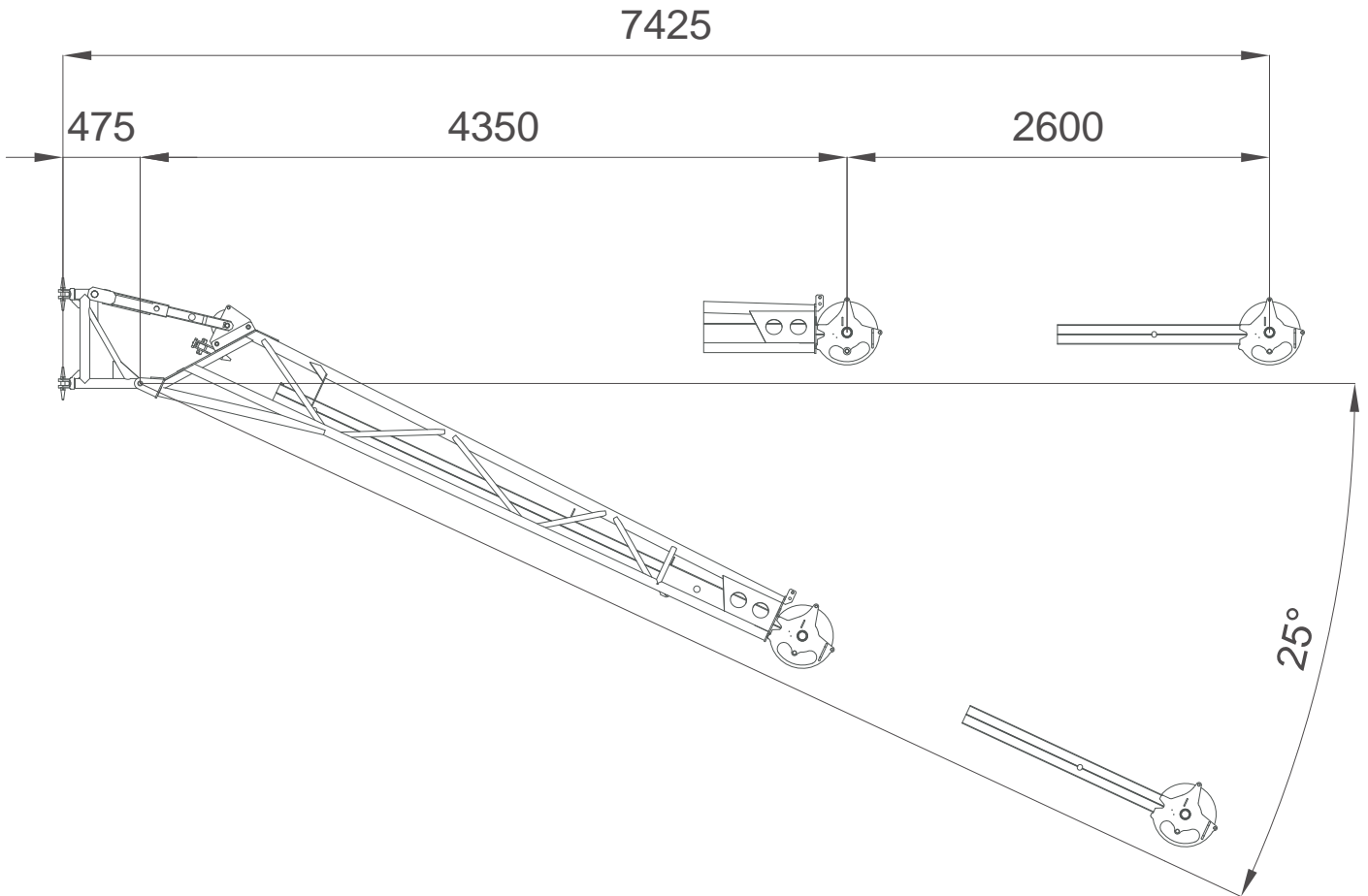
Rest configuration



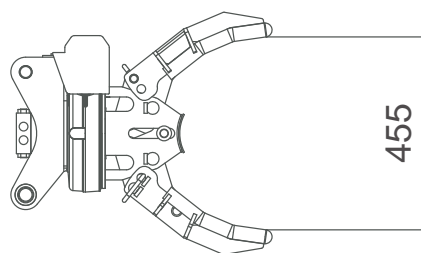
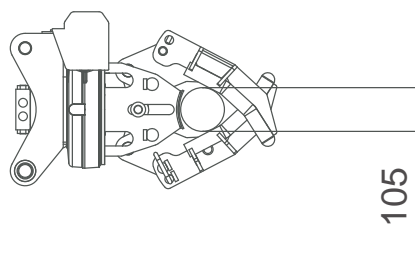
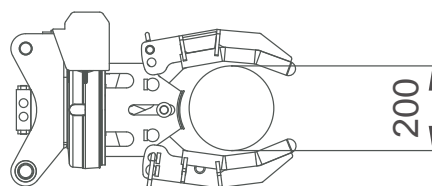
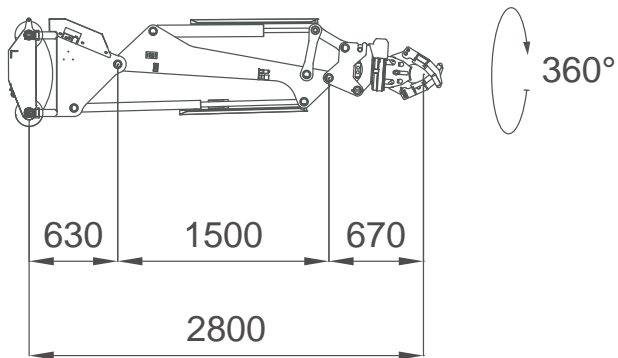
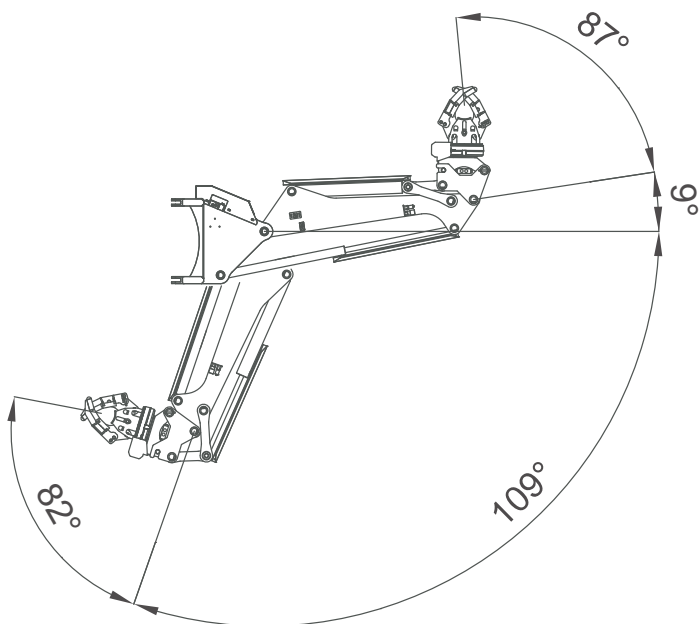
JIB1502.3HX























































JIB1502.1FL



JIB303GR



SYMBOLS

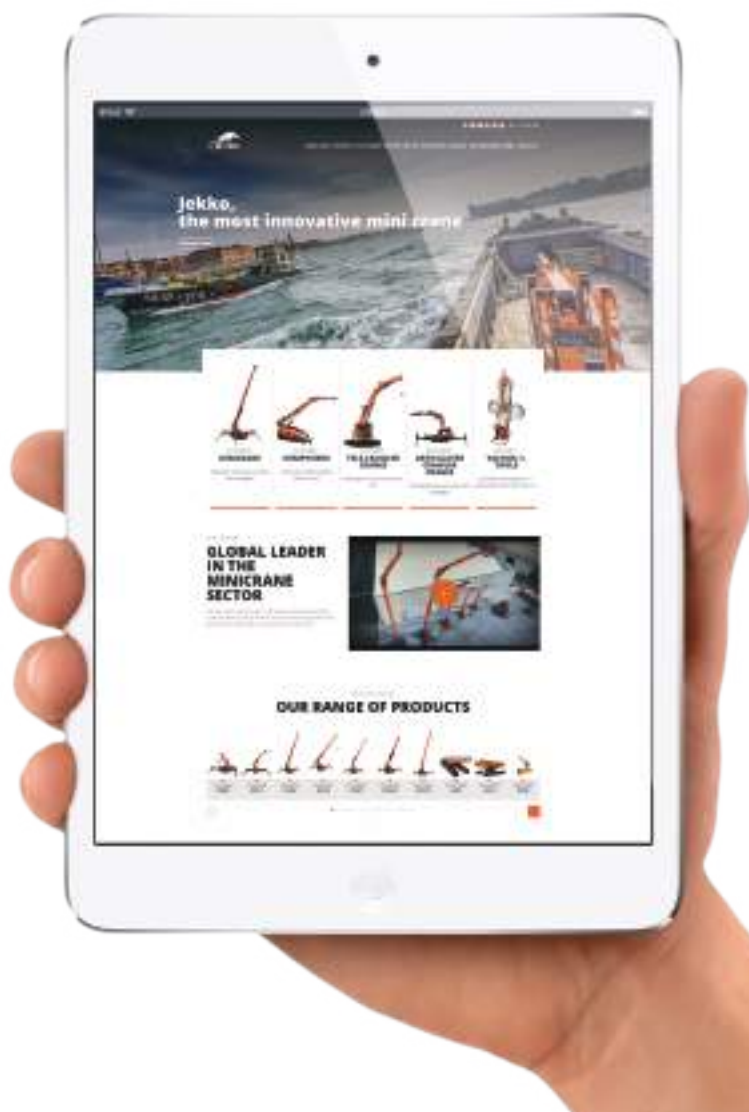
	Weight		Engine		Boom Angle		Minipicker
	Counterweight		Diesel Fuel		Boom Length		Back Wheel Loading Point
	Crane		Petrol Fuel		Boom Radius		Front Wheel Loading Point
	Dimensions L x W x H		Tank		Jib on Board		Working Radius
	Stabilization Area		Power kW		Without Jib on Board		Stabilizing Bar
	Travel Speed		Battery		Jib Hook Radius		Standard EN
	Gradeability		Lithium Battery		Jib Length and Angle		Factory max. load
	Outrigger Load MAX		Powerpack AUX		Jib Length		Building site max. load
	Track Loading		Main Winch		Jib Radius		Maximum inclination of the machinery
	Outriggers Setup		Hookblock		Manipulator Length		Hydraulic oil
	Ext Tracks Width w		Slewing		Manipulator Radius		Winter Warm-up Kit
	Chart on Tracks		Slewing Locked		Number of vacuum pads		Horizontal Boom Angle
	Slope		Outriggers mats		Grabber		White Pads for Steel Tracks

REMARKS REFERRING TO LOAD CHART

- The load charts are calculated according to EN 13000.
- For the calculation of the load charts at least a wind speed of 9m/s (33km/h) and regarding the load a sail area of 1m² per ton load and a wind resistance coefficient of 1.2 on the load have been taken into account. For lifting of loads with large sail areas and/or high wind resistance coefficients the maximum wind speed as stated in the load charts has to be reduced.
- Lifting capacities are given in kilograms.
- The weight of the hook blocks and hooks is part of the load and therefore it must be deducted from the lifting capacities.
- Working radii are measured from the slewing centre.
- The lifting capacities given for the telescopic boom apply if the folding jib is removed.
- Subject to modification of lifting capacities.

YOUR JEKKO DEALER

EN All specifications and features herein described can be changed without prior advice. All indicated data are indicative only and are not binding as crane performs differently depending on its use. **IT** Tutte le caratteristiche e le specifiche descritte possono essere soggette a variazioni senza preavviso. Tutti i dati riportati sono forniti a puro titolo informativo e non sono impegnativi dal momento che le prestazioni della macchina variano in funzione dell'utilizzo. **DE** Unangekündigte Änderungen sämtlicher Eigenschaften und Daten sind möglich. Alle Angaben sind Richtwerte und nicht verbindlich da die Leistungen der Vorrichtung von deren Einsatz abhängen. **ES** Todas las características y las especificaciones aquí indicadas pueden ser sujetas a variaciones sin aviso. Se dan todos los datos aquí indicados como simples informaciones. No se consideran como vinculantes, dado que las prestaciones del maquinario pueden variar. **FR** Toutes les caractéristiques et le spécifications descriptives peut être sujet à variation sans préavis. Tout les données rapportés sont fourni à titre informatif et ne sont pas engager au moment que la prestation de la machine change en fonction de l'emploi.



www.jekko-cranes.com

Visit jekko-cranes.com to keep in contact with us, discover all the latest news and find out technical details of all our products.



Jekko s.r.l.

Via Campardone, 1 - 31014 Colle Umberto (TV) - Italy
info@jekko.it - www.jekko-cranes.com

SERIAL NUMBER:



30.06.2020 | Rev.3